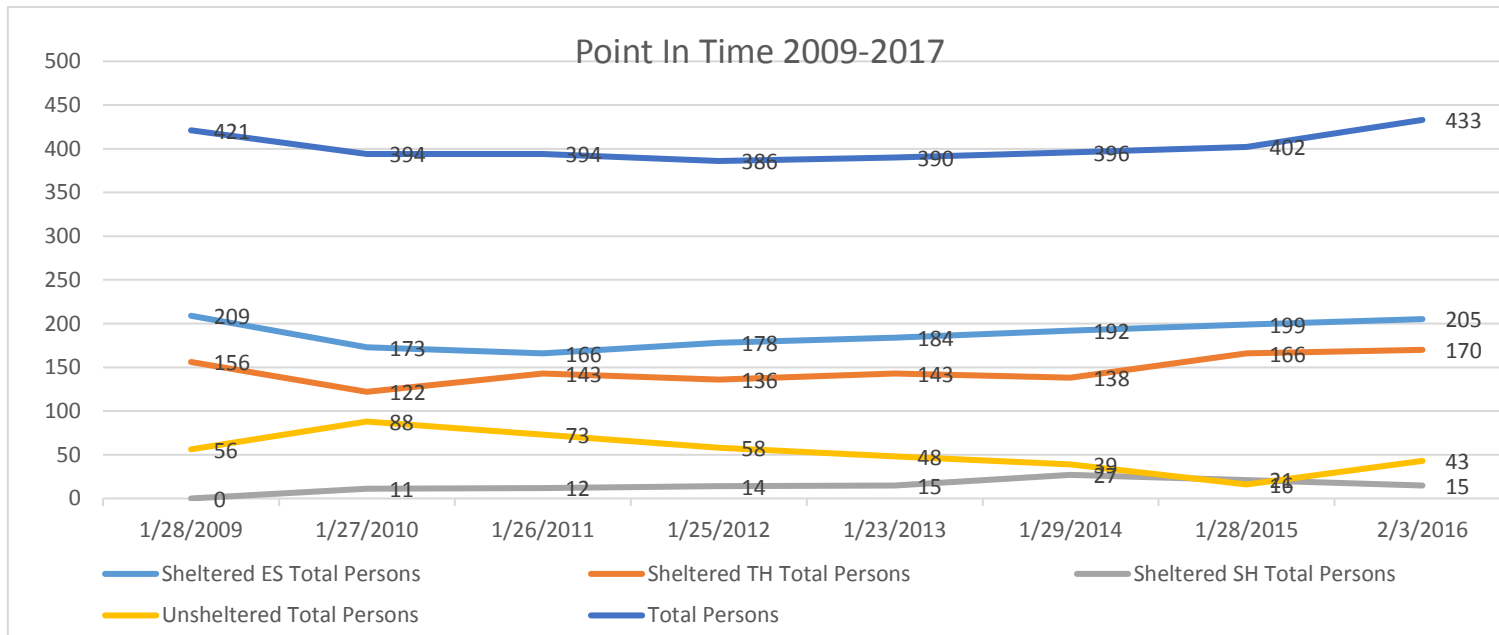
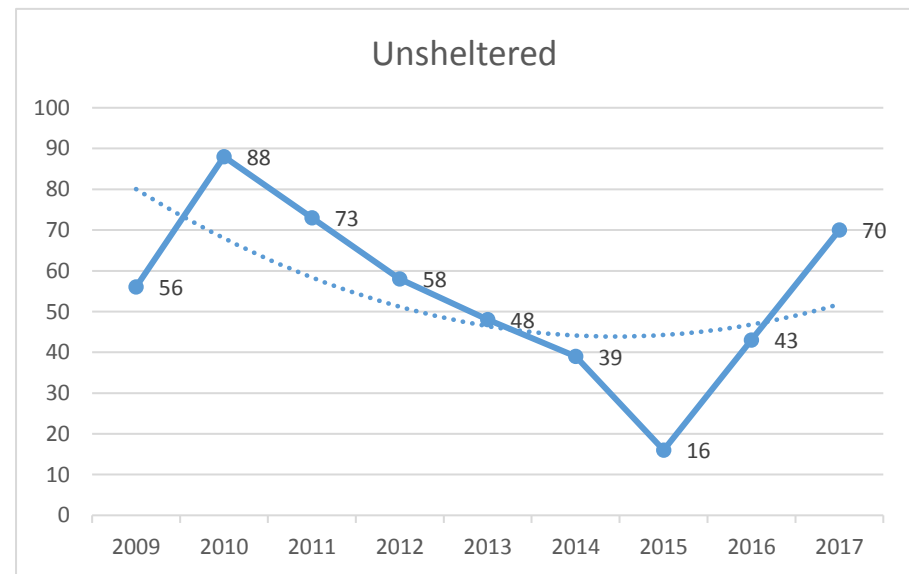
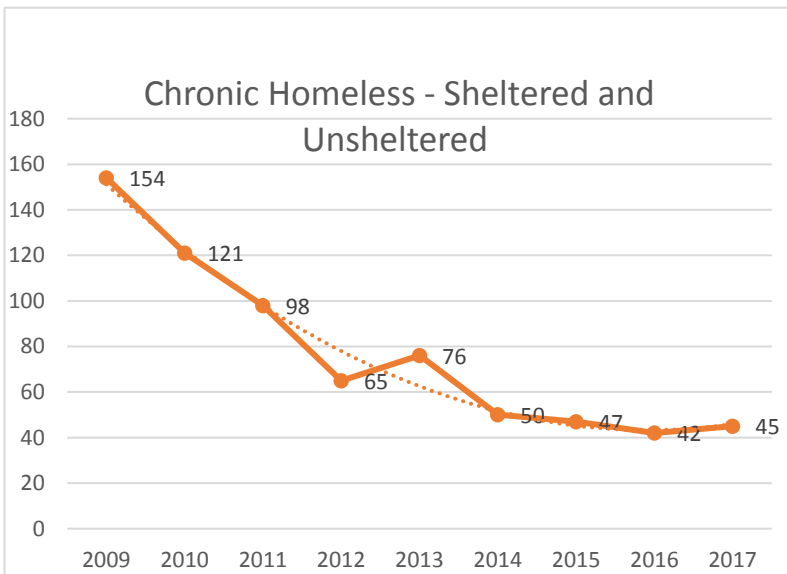
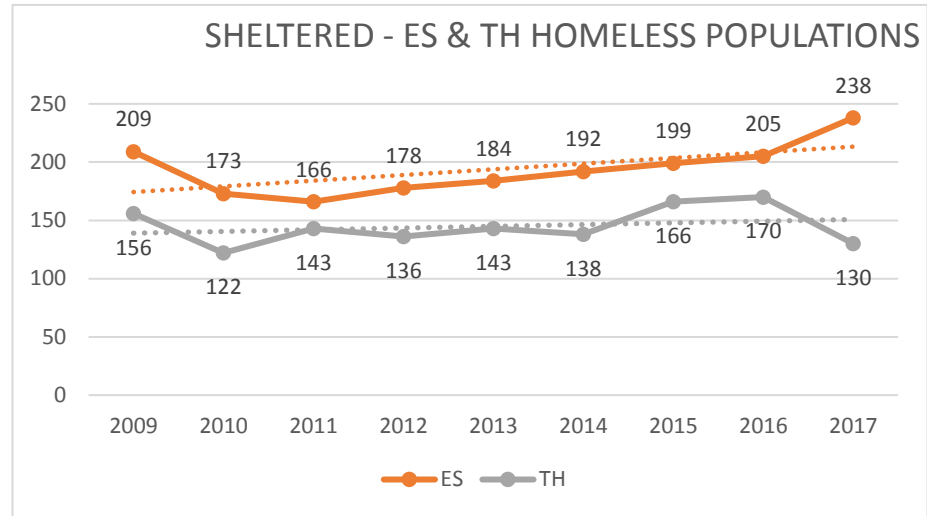


**CAPITAL AREA COALITION ON HOMELESSNESS (CACH) 2009 - 2017 POINT IN TIME SUMMARIES
SHELTERED AND UNSHELTERED IN HARRISBURG AND DAUPHIN COUNTY PENNSYLVANIA**

Date of Count	Sheltered ES Total Persons	Sheltered TH Total Persons	Sheltered SH Total Persons	Unsheltered Total Persons	Total Persons
1/28/2009	209	156	0	56	421
1/27/2010	173	122	11	88	394
1/26/2011	166	143	12	73	394
1/25/2012	178	136	14	58	386
1/23/2013	184	143	15	48	390
1/29/2014	192	138	27	39	396
1/28/2015	199	166	21	16	402
2/3/2016	205	170	15	43	433
1/25/2017	238	130	22	70	460



**CAPITAL AREA COALITION ON HOMELESSNESS (CACH) 2009 - 2017 POINT IN TIME SUMMARIES
SHELTERED AND UNSHELTERED IN HARRISBURG AND DAUPHIN COUNTY PENNSYLVANIA**



**CAPITAL AREA COALITION ON HOMELESSNESS (CACH) 2009 - 2017 POINT IN TIME SUMMARIES
SHELTERED AND UNSHELTERED IN HARRISBURG AND DAUPHIN COUNTY PENNSYLVANIA**

